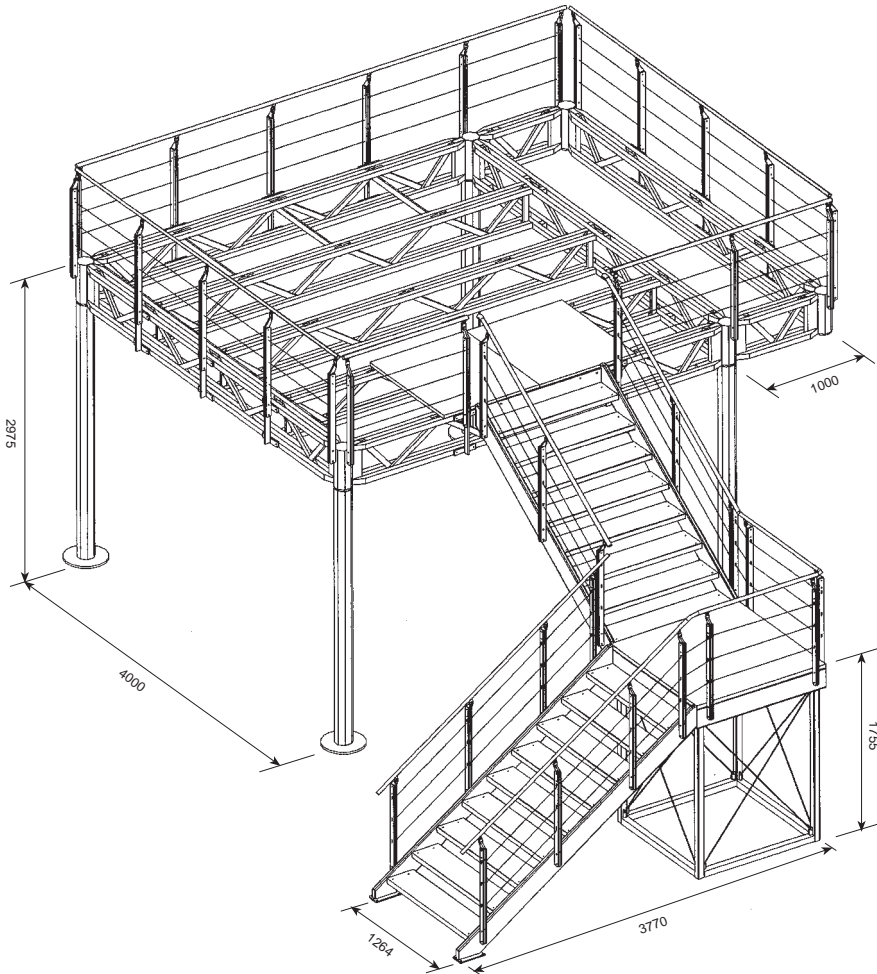


Computer Animation by: D&M Heidelberg

Area – costs – profit


Load Bearing Girder

The Construction



- fast assembly and disassembly.
- optimization of girder height, span width and weight.
- construction with supports without crossbracing or wall panels.
- few different components.
- incl. proved static computation.

The MERO exhibition floor, supports and connection details from the 4D System complete the basic framework.

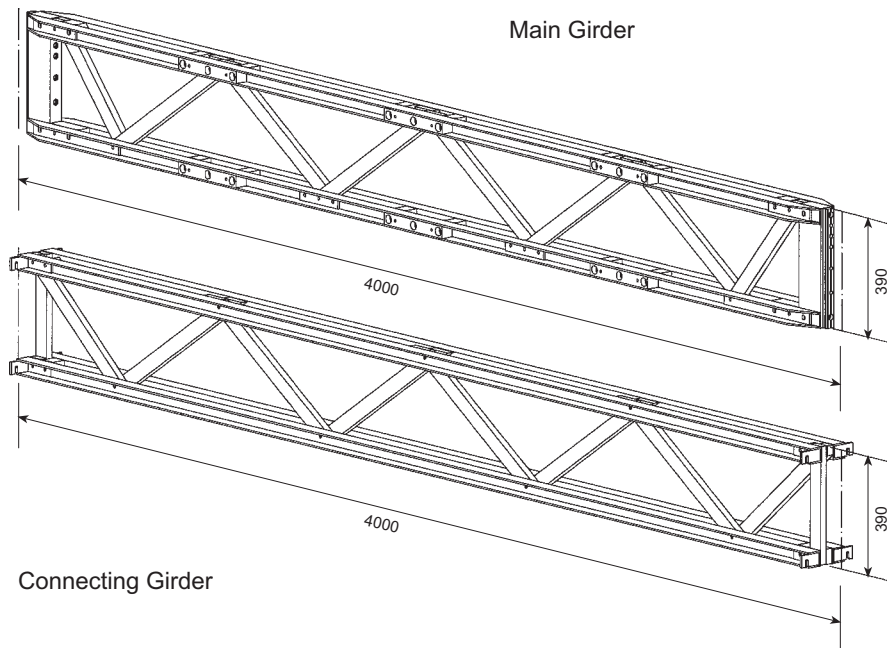


An advantage also for smaller constructions: **low construction height of 42cm incl. exhibition floor.**

Project example:
24m² double deck stand for fashion show in Potsdam/Germany.

Design & Execution:
Rappich Systembau, Germany.

The Girders

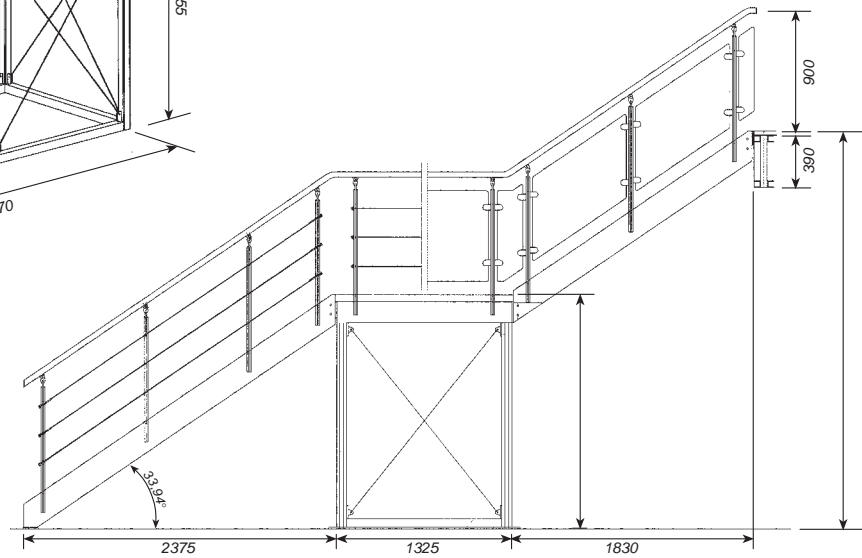
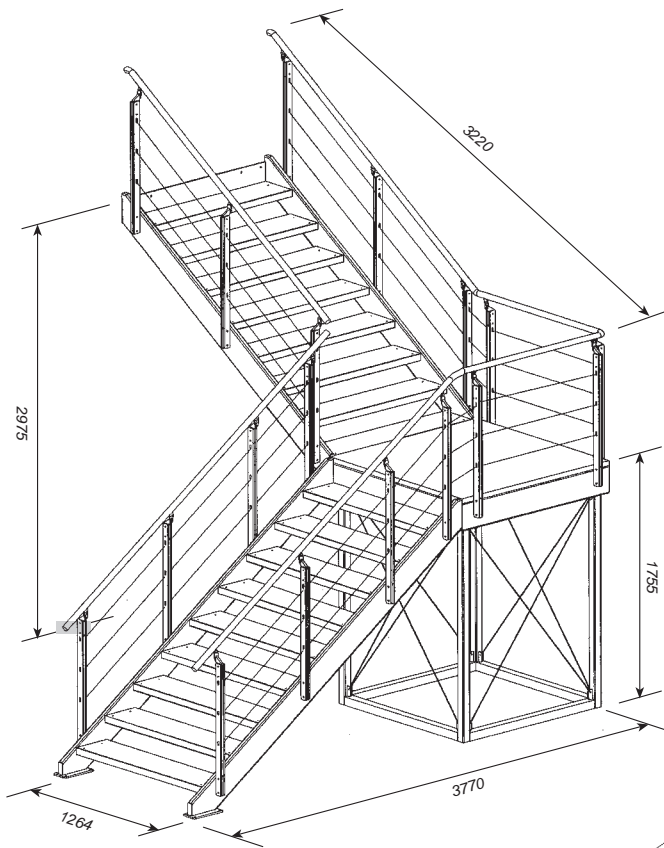


Main girder and connecting girder are the basic components of the load-bearing girder construction.

- anodized aluminium.
- length 4 m.
- construction height 42 cm incl. exhibition floor.
- load-bearing capacity 350 kg/m².
- max. span width per module 4x4 m.
- can be extended to any size.
- solid platform for multiple storey stands.
- an additional cantilever of 1 m is possible.

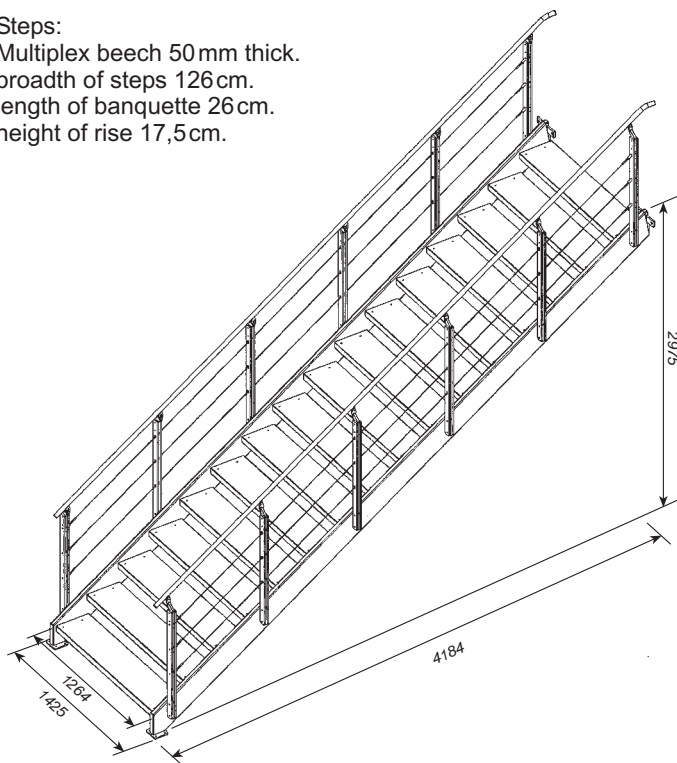


The Stairs

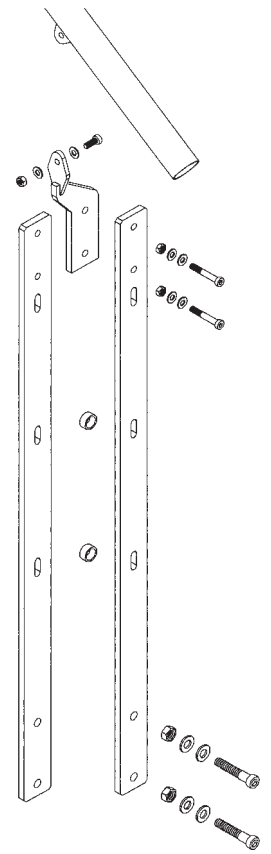
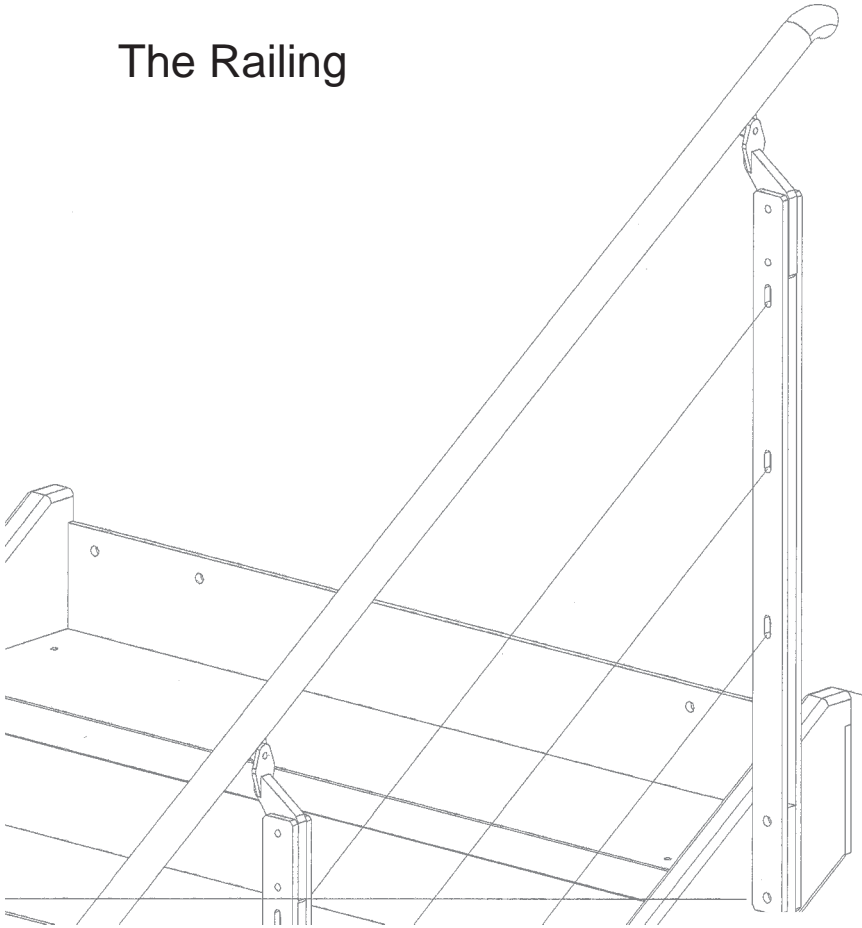


A stair unit and matching railing round off the system range. You can choose from a single-tracked stair or a solution with a platform.

Steps:
 Multiplex beech 50 mm thick.
 breadth of steps 126 cm.
 length of banquette 26 cm.
 height of rise 17,5 cm.



The Railing



- railing post painted aluminium.
- easy assembling by simply screwing together the single components.
- hand rails from smoothed stainless steel tube ($\varnothing=42\text{mm}$).
- height of railing 900 resp. 1100mm.
- stainless steel cables.
- cladding can be attached to the railing posts by means of fixtures (cladding materials e.g. glass, wood, punched panels, etc. with 6 or 8mm thickness)

The Assembly



The **low transport weight** as well as the **simple preassembly** of the double deck construction on the floor (incl. railing posts and floor panels) are decisive time saving factors.

Project example:
Trade fair stand for Kosmos at the Toy Fair in Nuremberg.
Stand size 300m², 68m² double deck from load bearing girder 4D, completely cladded.

Construction time for 68m² load-bearing girder incl. exhibition floor, stairs and railing: 8-9 hrs./4 persons.

Design & execution:
Display Müller, Germany



Project References



Before – afterwards:
The 4D load-bearing girder is a solid platform also for demanding multiple-storey constructions.

Project example:
Trade fair stand for Bopp & Reuther Heinrichs Messtechnik at the INTERKAMA fair 1999.


Design & execution:
WARNECKE WERBUNG, Germany



above: trade fair stand for Vickers. Design & execution: NETWORK DESIGN, Greece.




left: trade fair stand for Tesion. Design & execution: DISPLAY MÜLLER, Germany.




A classic remains a trendsetter

The functionality of the M12 tube-/node system remains the ideal choice for exhibition construction and interior projects.



Architecture of future

Within short time only, the high tech system 4D for the specialist has become a leading technique for the exhibition construction industry.



Creative solutions with profile

Whether on a large or small scale, for exhibitions or interior projects – the R8 System offers excellent economic design solutions.



The effortless ease of building

The robust Advantec wall system consists of only three basic components and is the perfect solution for seamless self-built walls.



Fabulously simple, simply fabulous

Walls, showcases, furniture, displays or even a complete exhibition stand – a variety of solutions with the Voluma connector system.



Designed for impact – built for a lifetime

An efficient and versatile programme of displays with a clever system technique.